

# JAPAN

Fact Sheet

## General information:

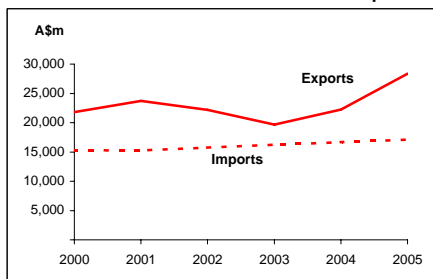
Fact sheets are updated biannually; May and September

<b>Capital:</b>	Tokyo
<b>Surface area:</b>	378 thousand sq km
<b>Official language:</b>	Japanese
<b>Population:</b>	127.5 million (2005)
<b>Exchange rate:</b>	A\$1 = 86.4859 Yen (Jan 2006)

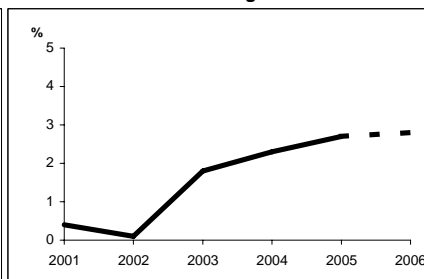
<b>Head of State:</b>	H.M. Emperor Akihito
<b>Head of Government:</b>	H.E. Prime Minister Mr Junichiro Koizumi

<i>Recent economic indicators:</i>	2001	2002	2003	2004	2005(a)	2006(b)
<b>GDP (US\$bn) (current prices):</b>	4,090.2	3,911.6	4,237.1	4,587.1	4,571.3	4,421.0
<b>GDP PPP (US\$bn) (c):</b>	3,383.5	3,432.2	3,549.5	3,740.8	3,910.7	4,069.2
<b>GDP per capita (US\$):</b>	32,173	30,704	33,199	35,914	35,787	34,590
<b>GDP per capita PPP (US\$) (c):</b>	26,614	26,941	27,811	29,288	30,615	31,838
<b>Real GDP growth (% change YOY):</b>	0.4	0.1	1.8	2.3	2.7	2.8
<b>Current account balance (US\$m):</b>	87,794	112,607	136,238	172,070	163,891	140,175
<b>Current account balance (% GDP):</b>	2.1	2.9	3.2	3.8	3.6	3.2
<b>Goods &amp; services exports (% GDP):</b>	10.6	11.4	12.0	13.4	14.3	16.2
<b>Inflation (% change YOY):</b>	-0.7	-0.9	-0.3	0.0	-0.3	0.3

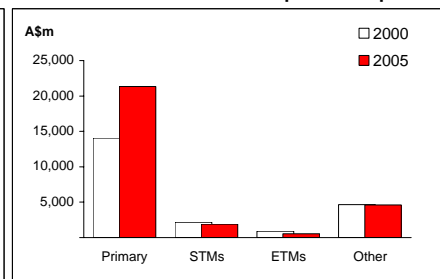
Australia's merchandise trade with Japan



Real GDP growth



Australia's merchandise exports to Japan



## Australia's trade relationship with Japan:

### Australian merchandise trade with Japan, 2005:

Exports to Japan (A\$m):	28,380
Imports from Japan (A\$m):	17,117
Total trade (exports + imports) (A\$m):	45,497

Total share:	Rank:	Growth (yoy):
20.4%	1st	27.7%
11.0%	3rd	2.7%
15.4%	1st	17.0%

### Major Australian merch. exports, 2005 (A\$m):

Coal	9,014
Iron ore	3,309
Bovine meat	2,368
Aluminium	1,449

### Major Australian merch. imports, 2005 (A\$m):

Passenger motor vehicles	6,692
Motor vehicles for transporting goods	1,216
Civil engineering equipment	580
Motor vehicle parts	510

### Australia's trade in services with Japan, 2005:

Exports of services to Japan (A\$m):	3,132
Imports of services from Japan (A\$m):	2,003

### Total share:

8.4%
5.2%

### Major Australian service exports, 2005 (A\$m):

Personal travel excl. education	1,462
Transportation	929

### Major Australian service imports, 2005 (A\$m):

Transportation	1,249
Personal travel excl. education	156

## Japan's global merchandise trade relationships:

### Japan's principal export destinations, 2005:

1	United States	22.6%
2	China	13.5%
3	Korea, South	7.8%
12	Australia	2.1%

### Japan's principal import sources, 2005:

1	China	21.0%
2	United States	12.4%
3	Saudi Arabia	5.6%
5	Australia	4.7%

Compiled by the Market Information and Analysis Section, DFAT, using the latest data from the ABS, the IMF and various international sources.

(a) all recent data subject to revision; (b) IMF/EIU forecast; (c) PPP is purchasing power parity.